



## The Smart Choice of HA Dermal Filler

*Biotechnology that Changes The Future*

# Neuramis<sup>®</sup> is Safe<sup>1-3</sup>



## High-quality Raw materials<sup>1-3</sup>

Neuramis<sup>®</sup> is manufactured using a high-quality hyaluronic acid that is registered in the Drug Master Files (DMFs) of FDA and certified by the European Directorate for the Quality of Medicines (EDQM).<sup>2,3</sup>

Neuramis<sup>®</sup> raw materials comply with even higher standards than required by the European Pharmacopoeia (Ph. Eur) to enhance safety.<sup>1</sup>

### I Hyaluronic Acid Raw Materials Management Standards<sup>1</sup>

	Ph. Eur	Neuramis <sup>®</sup>
Residual protein	Maximum 0.3% or 0.1%	Maximum 0.1%
Endotoxin	<0.5 or 0.05 IU/mg	<0.04 IU/mg

1. Data on file. Medytox, Inc. 2. US FDA registration No. 27291. 3. European EDQM registration No. R1-CEP 2010-113-Rev-00.

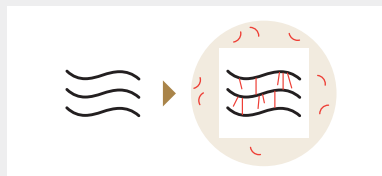


## Improved Refining Process with SHAPE technology<sup>1</sup>

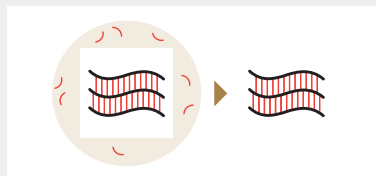
SHAPE (Stabilized Hyaluronic Acid and Purification Enhancement) technology is the exclusive technology of Neuramis®. It stabilizes crosslinking and enhances the purification process.

The Neuramis® series minimizes the amount of residual BDDE through a lengthy natural dialysis process.

### I Step1. Cross-linking with BDDE Primary cross-linking



### I Step2. Purification process Removal of unbound BDDE

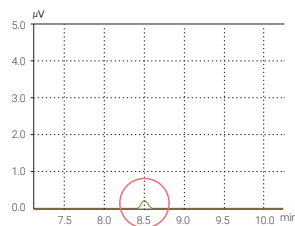


# Neuramis<sup>®</sup> is Biocompatible<sup>1</sup>

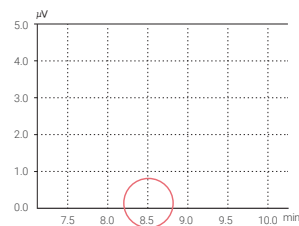
## Quality-control<sup>1</sup>

The general industry standard for the amount of residual BDDE is less than 2 ppm; however, Medytox only sells products after complying with rigorous in-house quality-control standards which require products with non-detectable level of BDDE.<sup>3</sup>

### I BDDE Standard solution



### I Neuramis<sup>®</sup> series

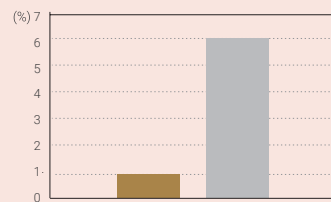


## Proven Safety<sup>2</sup>

Compared to Product A, Neuramis<sup>®</sup> Deep Lidocaine is proven to be outstanding and reports fewer adverse events from a comparative study of injection into nasolabial folds.

### I Number on Treatment-related adverse event

■ Neuramis<sup>®</sup> Deep Lidocaine  
■ Product A



Adapted from Joo HJ, et al. 2016.

1. Data on file. Medytox, Inc. 2. Joo HJ, et al. *Plast Reconstr Surg.* 2016;137(3):799-808. 3. In-house equipment specification.



The Smart Choice of HA Dermal Filler




Neuramis

# Neuramis® is Effective<sup>1</sup>

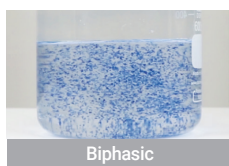
## Outstanding Cohesiveness<sup>1</sup>

Despite pressure from surrounding tissues, Neuramis® maintains its original shape after injection thanks to outstanding cohesiveness between the particles.

### I Cohesiveness test



Neuramis® Deep



Biphasic

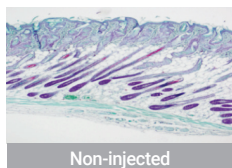


Other Monophasic

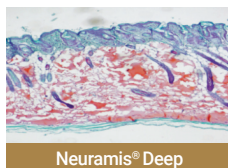
## Outstanding Skin Integration<sup>1</sup>

Neuramis® shows outstanding skin integration which blends well with tissue around the skin after injection, giving a natural look.

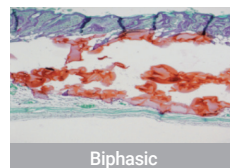
### I Histologic images



Non-injected



Neuramis® Deep



Biphasic

\* Red : HA Filler

1. Data on file. Medytox, Inc.

HA : Hyaluronic Acid

## Proven efficacy<sup>1</sup>



In a comparative study on injections between Neuramis® Deep Lidocaine and Product A, the nasolabial folds receiving the Neuramis® product showed great improvement and satisfaction.

### I Efficacy Assessment

WSRS Score by three Independent expert

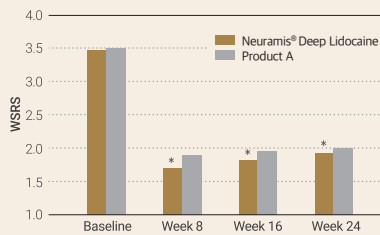


Fig1. WSRS score of Neuramis® and control group evaluated with photographic assessment by three independent expert panels.

### I Satisfaction Assessment

GAIS Score by blinded Investigators

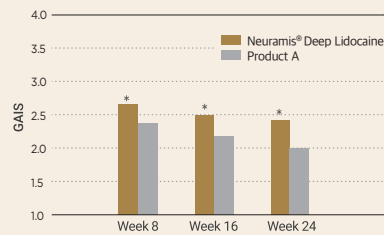


Fig2. GAIS score for Neuramis® and control group evaluated with live assessment by blinded investigators.

\*  $P < 0.05$ , difference between Neuramis® and Product A

Adapted from Joo HJ, et al. 2016.

#### Study Design

In a randomized, multicenter, double-blinded, intra-individual comparison and controlled Phase III study on 58 subjects, injections of Neuramis® Deep Lidocaine and Product A were made to nasolabial folds of each subject to assess wrinkle improvement.

#### Efficacy Assessment

When photo evaluators assessed photos to measure changes in the WSRS, Neuramis® Deep Lidocaine showed great improvement in week 24 of the study. (Neuramis® Deep Lidocaine :  $1.64 \pm 0.74$ , Product A :  $1.45 \pm 0.54$ )

#### Satisfaction Assessment

According to GAIS score evaluated by the investigators, Neuramis® Deep Lidocaine produced a high level of satisfaction of patients. (Neuramis® Deep Lidocaine :  $2.36 \pm 0.55$ , Product A :  $2.00 \pm 0.50$ )

1. Joo HJ, et al. *Plast Reconstr Surg*. 2016;137(3):799-808.

WSRS : Wrinkle Severity Rating Scale GAIS : Global Aesthetic Improvement Scale



The image shows a box of Neuramis Volume Lidocaine. The box is primarily gold with a dark blue/black band at the bottom. The text on the box includes "LIDOCAINE" in a small box, "Neuramis®" in a large script font, and "VOLUME" in a large sans-serif font. Below this, in smaller text, it says "NEURAMIS VOLUME LIDOCAINE 1x1ml/2x270x1/2". The box is positioned diagonally within a circular frame of glowing light, with soft bokeh lights in the background.

The restoration of mid-face volume. Based on subject GAIS scores, all subjects noted improvement, expressing some degree of satisfaction at 24 weeks post-treatment.<sup>1</sup>

The restoration of mid-face volume. Based on MFVDS, 96.4% of subjects were rated as improved at 24 weeks post-treatment.<sup>1</sup>











A close-up photograph of a woman's face, focusing on the upper half. Three white lines with circular endpoints point to specific features: one points to the forehead, one to the nose, and one to the mouth. These lines correspond to the labels 'Forehead', 'Nose', and 'Mouth' located in the right margin of the page.

- Zygomaticomalar region
- Anteromedial cheek
- Submalar region

1. Jung JM, et al. *J Cosmet Dermatol*. 2020 Jul;19(7):1619-1626.

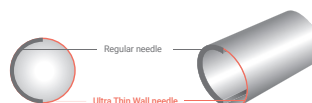


## Product Range<sup>1</sup>

Product	Gel texture	Lidocaine	HA Concentration	Needle	Intended Use
 <b>Neuramis® Deep</b> CE 2292		-	20 mg/ml	27G x 1/2” (13mm)	Moderate to severe facial wrinkles and folds (such as nasolabial folds)
 <b>Neuramis® Light Lidocaine</b>		0.3%		30G x 3/16” (4mm) UTW*	Fine wrinkles, restoration of skin hydrobalance, improvement of skin structure, skin elasticity
 <b>Neuramis® Lidocaine</b>				30G x 1/2” (13mm) UTW*	Wrinkles and folds on the lower face, specifically the nasolabial folds
 <b>Neuramis® Deep Lidocaine</b> CE 1023				27G x 1/2” (13mm) UTW*	Wrinkles and folds on the lower face, specifically the nasolabial folds
 <b>Neuramis® Volume Lidocaine</b> CE 1023				27G x 1/2” (13mm) UTW*	Wrinkles and folds on the face, cheek, chin augmentation, shaping the contours of the face

### \* UTW(Ultra Thin Wall needle)

The Ultra Thin Wall needle has a larger inner diameter compared to regular needles. It improves flow rates and lowers extrusion force during injection.



1. Data on file. Medytox, Inc.

# Global Product, Neuramis®



Neuramis® is a global product, registered in 36 countries with rapidly growing sales over the world (2022.12).<sup>1</sup>

1. Data on file. Medytox, Inc.

The Smart Choice of HA Dermal Filler



Healthcare Professionals Only

# Neuramis<sup>®</sup>

Hyaluronic Acid Dermal Filler

## Contact Information

Medytox Global Business Center  
Medytox Bldg, 626, Teheran-ro, Gangnam-gu, Seoul, Korea  
internationalsales@medytox.com

[www.medytox.com](http://www.medytox.com)  
[www.medytoxacademy.com](http://www.medytoxacademy.com)



MT2301.002(EN)